



SHINE™
QUICK START GUIDE

快速入门指南


misfit.com/go

OPEN SHINE

Place the Battery Tool into the notch and pry to lift the back cover.

打开 Shine

将电池工具放入凹槽，然后撬起后盖。



INSERT BATTERY

Place battery into back cover with the positive (+) side facing down.

Align “12” on back cover with the notch on front cover and press firmly together until you hear a click.

放入电池

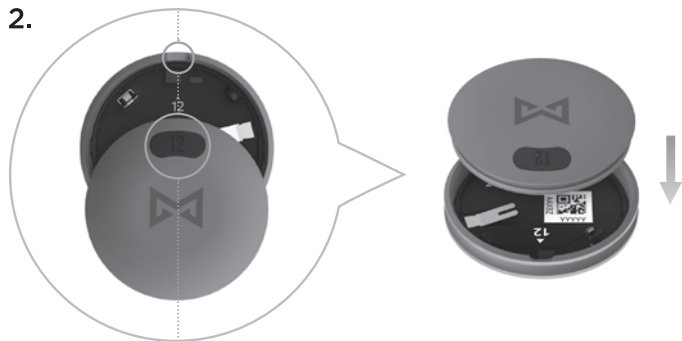
将电池正极 (+) 朝下放入后盖中。

将后盖上的“12”与前盖上的对齐，然后用力将它们按在一起，直至听到咔哒一声。

1.



2.



3.



LINK SHINE

Download the Misfit application from the App Store.

Create an account, set a goal and link Shine by placing it on the screen when prompted to do so.

It may take a couple minutes as Shine upgrades to the latest firmware.


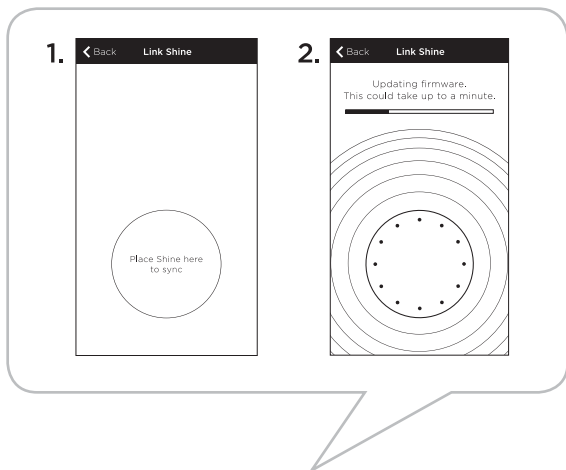
链接 Shine

从 App Store 下载 Misfit App。

创建帐户，设定目标，并在出现提示时将 Shine 放到屏幕上来链接 Shine。

Shine 升级至最新固件可能需要几分钟时间。





ATTACH THE CLASP


Attach the Clasp magnet to the back of Shine, then loop the Clasp into the groove.

The '12' on the back cover helps you orient Shine if you're planning to use the clock feature.

装上别扣夹

将别扣夹磁铁吸到 Shine 背面，然后将别扣夹穿到凹槽中。

如果您需要使用时钟功能，后盖上的“12”可以帮助您调整 Shine 的位置。


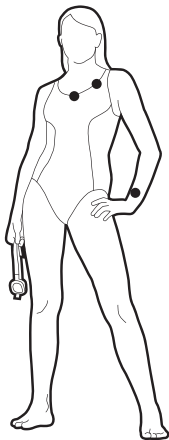


WEAR AND MOVE

Put Shine on and get moving!

佩戴后开始运动

戴上 Shine , 开始运动吧!



DOUBLE TAP

Double tap Shine with one or two fingers to see progress toward your daily goal and the time (when enabled from 'My Shine' in the app).

Shine is meant to be worn, so tapping when Shine is on a hard surface does not work well.

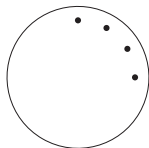
点按两下

单指或者双指连续点按 Shine 两下，可查看当天目标的完成进度和时间（需要从 Shine App 中“我的 Shine”中启用了该功能）。

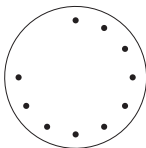
Shine 是专为人体佩戴设计的产品，因此当 Shine 放在坚硬表面上时，点按它不会起太大作用。

PROGRESS
进度

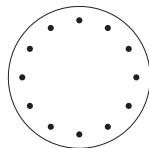
25%



75%

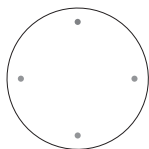


100%

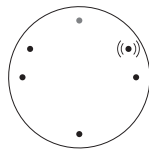
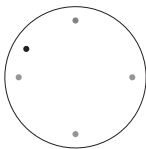


TIME
时间

10:10



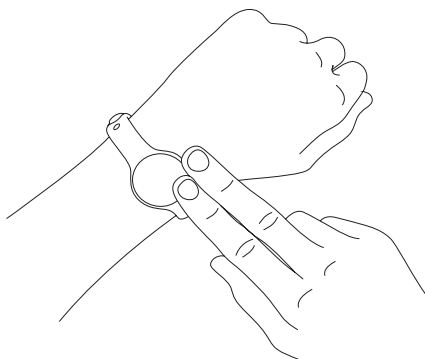
10:10



12, 3, 6, 9:
reference lights
参考指示灯

hour: bright light
小时: 长亮的指示灯

minute: blinking light
分钟: 闪烁的指示灯

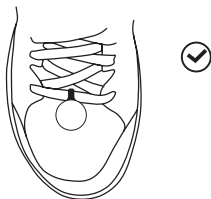
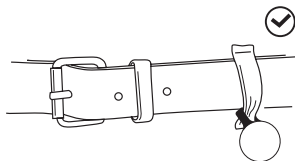
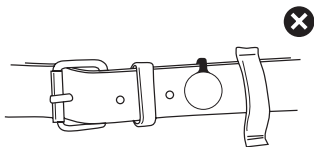
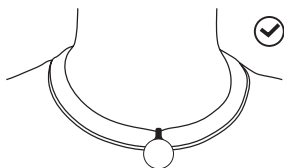
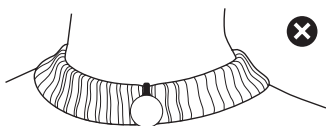


HOW TO WEAR SHINE CLASP

Clasp should be worn on thin materials only. SHINE is small, precious and contains a magnet: take extra care when wearing to prevent loss.

如何穿戴 "SHINE Clasp"

Clasp应仅穿在轻薄的衣料上。SHINE小而珍贵，包含一个磁铁：穿戴时要额外小心以防丢失。




SYNC

Sync with the app to see your activity stats, highlights, and watch yourself improve over time.

同步

与Shine App同步可查看您的活动分类数据以及总结, 这样你可以随时掌握你的运动进展。



ATTENTION

Shine's battery life can be shortened with heavy use.

Prolonged exposure to salt water or chemically treated water will reduce water resistance.

Improper installation of the rear cover will result in loss of water resistance.

Shine is small and has a strong magnet so can be easy to lose, especially around metal objects.

Shine's edges can be sharp, so handle with care.

Shine and clasp contain strong magnets, which could cause electronic equipment to malfunction. If you use a medical device, including but not limited to an implanted pacemaker, defibrillator or medication pump, please consult your physician and the manufacturer of your medical device before handling or wearing Shine or it's accessories.

Shine and it's accessories contains small parts, which can be a choking hazard.

If battery is swallowed, immediately seek medical help as serious injury may occur.

注意事项

过度使用可能会缩短 Shine 的电池寿命。

长时间浸在盐水或经化学处理的水中会降低防水性。

后盖安装不正确会导致失去防水性。

Shine 体积小且含有强力磁铁, 因此比较容易丢失, 尤其是在金属物体附近。

Shine 的边缘比较锋利, 请小心处理。

Shine及夹扣含有强磁铁, 可能会造成电子设备故障。

若您在使用医疗设备, 包括但不限于植入的起搏器、除颤器、医疗泵, 请在处理或佩戴 Shine 及其配件前咨询您的医生或医疗设备制造商。

Shine及其配件中包含小零件, 可能对儿童造成窒息危险。

如果儿童误食本产品的电池, 请立即就医。这可能造成儿童严重受伤。

INFORMATION TO USER

This equipment has been tested and found to comply with the limits for a Class B digital device, pursuant to Part 15 of FCC Rules. These limits are designed to provide reasonable protection against harmful interference in a residential installation. This equipment generates, uses, and can radiate radio frequency energy. If not installed and used in accordance with the instructions, it may cause harmful interference to radio communications. However, there is no guarantee that interference will not occur in a particular installation. If this equipment does cause harmful interference to radio or television reception, which can be determined by tuning the equipment off and on, the user is encouraged to try and correct the interference by one or more of the following measures:

- Reorient or relocate the receiving antenna.
- Increase the distance between the equipment and the receiver.
- Connect the equipment to outlet on a circuit different from that to which the receiver is connected.
- Consult the dealer or an experienced radio/TV technician for help.

IC COMPLIANCE STATEMENT

This device complies with Industry Canada licence - exempt RSS standard(s). Operation is subject to the following two conditions: 1) this device may not cause interference, and 2) this device must accept any interference, including interference that may cause undesired operation of the device.

Cet appareil est conforme avec Industrie Canada exempts de licence standard RSS(s). L'utilisation de ce dispositif est autorisée seulement aux conditions suivantes: 1) il ne doit pas produire de brouillage et 2) l'utilisateur du dispositif doit être prêt à accepter tout brouillage radioélectrique reçu, même si ce brouillage est susceptible de compromettre le fonctionnement du dispositif.

FCC COMPLIANCE STATEMENT

This device complies with part 15 of the FCC Rules. Operation is subject to the following two conditions: 1) This device may not cause harmful interference, and 2) this device must accept any interference received, including interference that may cause undesired operation.

WARNING

The changes or modifications not expressly approved by the party responsible for compliance could void the user's authority to operate the equipment.



Warning: choking hazard - small parts.



Complies with
IDA Standards
DA103787

SHINE IS NOT A TOY
OR MEDICAL DEVICE


해당 무선설비는 운용 중 전파혼신 가능성이 있음

Hereby, Misfit Wearables Corporation, declares that Shine is in compliance with the essential requirements and other relevant provisions of Directive 1999/5/EC.

 @misfit

 facebook.com/misfit

 misfit.com/contact

 Manufacturers Warranty found at misfit.com/go



Misfit Wearables Corporation
839 Mitten Road Suite 100
Burlingame, CA 94010
www.misfit.com